

Agriculture Production and Consumption

(Daily Work – 10 points)

The Task: Describe patterns of production and consumption of agricultural commodities.

Standard: **9.3.2.4.4** – Describe patterns of production and consumption of agricultural commodities that are traded among nations.

How To:

1. You can use the wakelet at <https://wke.lt/w/s/mTJamf> or you can follow the sites listed below.
2. Go to <https://www.pecad.fas.usda.gov/ogamaps/Default.aspx> and complete the following





	Corn	Wheat	Rice	Soybean	Cotton
Three leading PRODUCERS of:	1. 2. 3.	1. 2. 3.	1. 2. 3.	1. 2. 3.	1. 2. 3.
Three leading EXPORTERS of:	1. 2. 3.	1. 2. 3.	1. 2. 3.	1. 2. 3.	1. 2. 3.
Three leading IMPORTERS of:	1. 2. 3.	1. 2. 3.	1. 2. 3.	1. 2. 3.	1. 2. 3.

3. What patterns do you notice in **PRODUCTION** of agricultural commodities?

4. What patterns do you notice in the **EXPORTING** of agricultural commodities?

5. What patterns do you notice in the **IMPORTING** of agricultural commodities?

6. What countries are leaders in world agriculture? Why do you say so?

7. Go to: oec.world/en. Click the  and search each of your FGP Team countries. Use the “Tree Maps” of imports and exports. To get category percentages click the HS2 Depth box at bottom. For top products, click on the HS4 Depth. Categories include:   

Country	Import Category %s	Top 3 Import Ag Products	Export Category %s	Top 3 Export Ag Products
	Vegetable Products: Animal Products: Foodstuffs:		Vegetable Products: Animal Products: Foodstuffs:	
	Vegetable Products: Animal Products: Foodstuffs:		Vegetable Products: Animal Products: Foodstuffs:	
	Vegetable Products: Animal Products: Foodstuffs:		Vegetable Products: Animal Products: Foodstuffs:	
	Vegetable Products: Animal Products: Foodstuffs:		Vegetable Products: Animal Products: Foodstuffs:	
	Vegetable Products: Animal Products: Foodstuffs:		Vegetable Products: Animal Products: Foodstuffs:	

8. Go to <http://fao.org/faostat/en/>. Click on “Explore Data”, then select “Production – Crops”. On the site that comes up, choose your country in the first box, click “Production Quantity” under the second, under Items, “select all” and select “2017” under “Year”. Choose “Pivot”, “Comma” and uncheck “Flags” and “Codes” in the bottom three options. Click “Show Data”. List the top 3 crops from the table (it’s in alphabetical order, not numeric). Then go back and repeat to find the top 3 “Live Animals” produced by each country.

Country	Top 3 Crops	Top 3 Animals

9. What impacts **IF** a country is an importer or exporter of an agricultural commodity? What impacts **WHAT** agricultural commodities a country imports or exports? Explain.